

# uFR-mf-examples-java ReaderOpenEx for uFR Nano Online

*Document describes 3 way of opening communication with  
(uFR Nano Online (TCP/IP, UDP, and Bluetooth)*

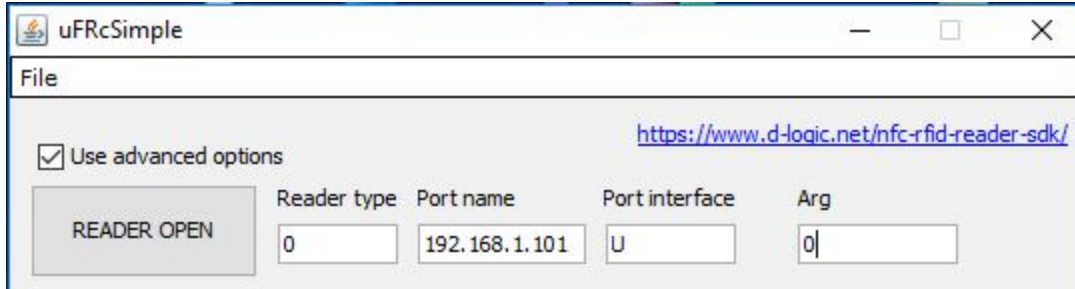
Link: <https://www.d-logic.net/code/nfc-rfid-reader-sdk/ufr-mf-examples-java.git>

## Table of contents

Title	Page number
Opening communication	3
Revision history	5

## Opening communication

- For opening **UDP** connection with uFR Nano Online, type:



The screenshot shows the 'uFRcSimple' application window. The 'File' menu is open, and the 'Use advanced options' checkbox is checked. A 'READER OPEN' button is visible. The configuration fields are as follows:

Reader type	Port name	Port interface	Arg
0	192.168.1.101	U	0

A URL <https://www.d-logic.net/nfc-rfid-reader-sdk/> is also visible in the top right of the window.

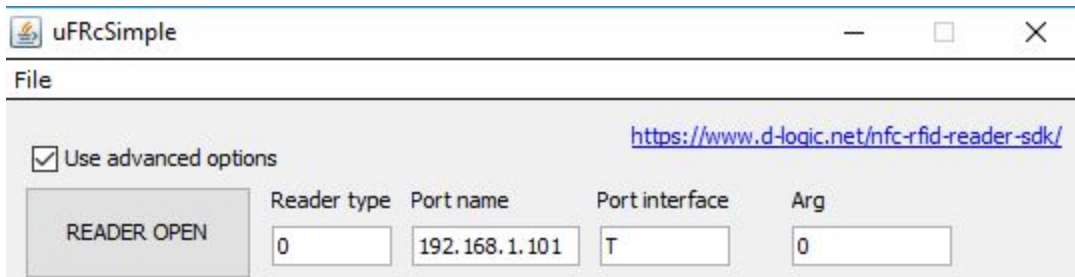
Reader type - '0'

Port name - ip address, example ('192.168.1.101' or '192.168.1.101:8881' - if you want to specify a port)

Port interface - 'U' or '85'

Arg - '0'

- For opening **TCP/IP** connection with uFR Nano Online, type:



The screenshot shows the 'uFRcSimple' application window. The 'File' menu is open, and the 'Use advanced options' checkbox is checked. A 'READER OPEN' button is visible. The configuration fields are as follows:

Reader type	Port name	Port interface	Arg
0	192.168.1.101	T	0

A URL <https://www.d-logic.net/nfc-rfid-reader-sdk/> is also visible in the top right of the window.


Reader type - '0'

Port name - ip address, example ('192.168.1.101' or '192.168.1.101:8881' - if you want to specify a port)

Port interface - 'T' or '84'

Arg - '0'

- For opening **Bluetooth** connection with uFR Nano Online, type:



The screenshot shows a window titled 'uFRcSimple' with a 'File' menu. A checkbox labeled 'Use advanced options' is checked. A button labeled 'READER OPEN' is visible. To its right are four input fields: 'Reader type' with the value '2', 'Port name' with the value 'COM21', 'Port interface' with the value '0', and 'Arg' with the value 'ESET\_DISABLE'. A URL <https://www.d-logic.net/nfc-rfid-reader-sdk/> is displayed in the top right corner of the window.

Reader type - '2'

Port name - COM port, example ('COM21')

Port interface - '0'

Arg - 'UNIT\_OPEN\_RESET\_DISABLE'

# Revision history

Date	Version	Comment
2019-04-10	1.0	Base document